



Pronto 3

A simple, rational and very flexible solution for communicative office environments. Available in straight or L shape, 120 degree call center and executive desk formations.

Pronto3

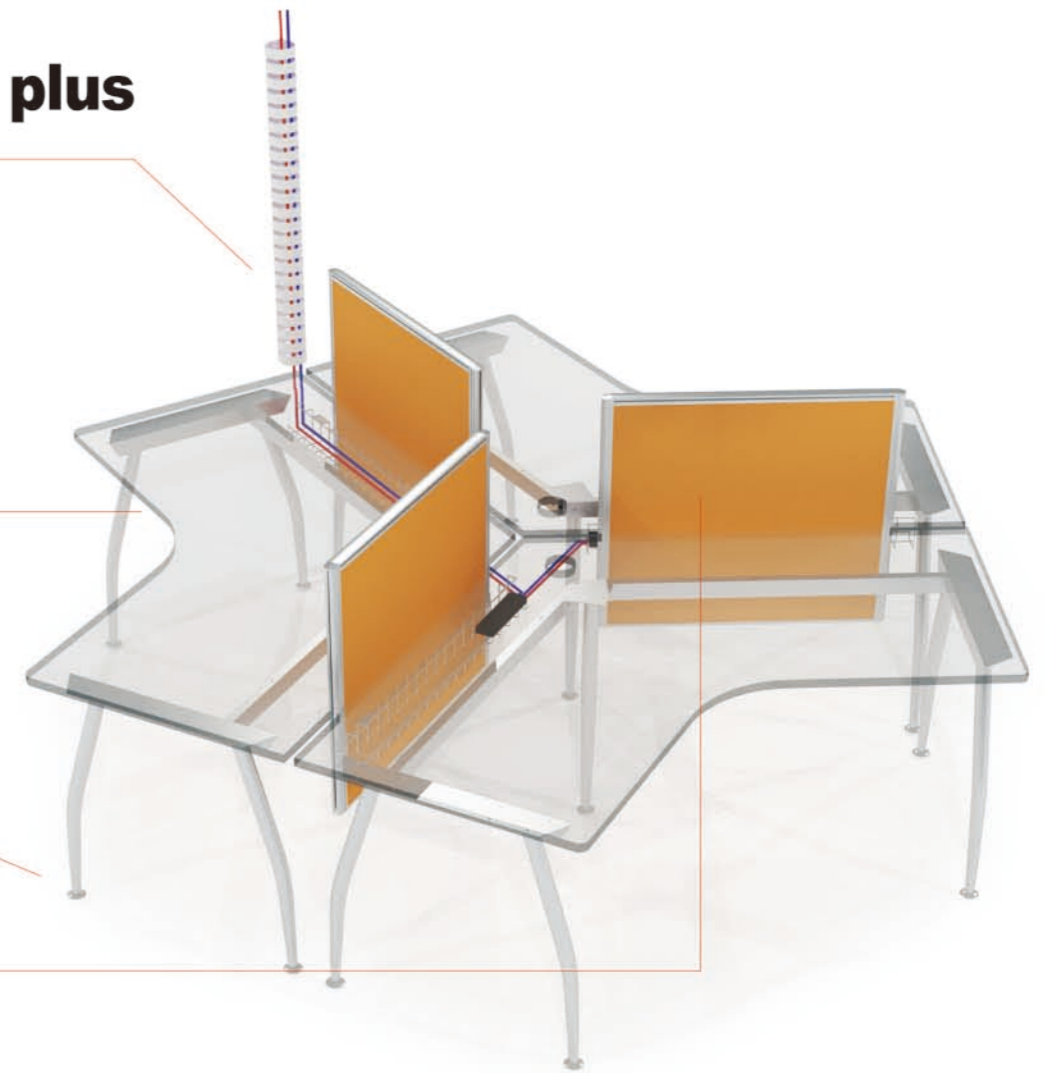
Productivity plus

Easy to access cable support with Plug and Play capability

A selection of work top sizes and finishes

Floor levelers

Privacy screens can be easily fitted to cater for individual needs. A choice of floor standing or desk mounted, full fabric, with glass or wave top screens



Pronto3-desk



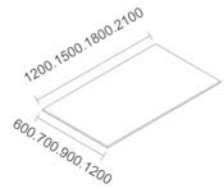
Pronto3-Executive desk



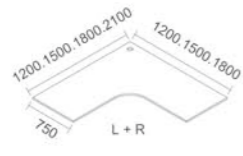
Pronto3 -Desk and Combination pedestal

Specification and selection guide

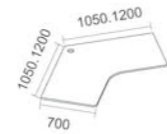
Step 1 –Select worktop



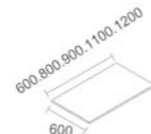
STD Desk top



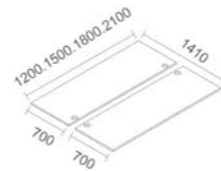
'L' Shape top



'120' Shape top



Desk return top



Double desk top

Step 2 –Select leg base



Pronto 1 Leg



Pronto 2 Leg



Pronto 2 Meeting Table Leg



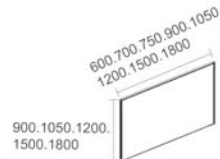
Pronto 3 Leg

60 dia

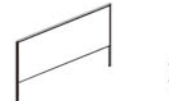


Slimline post Leg

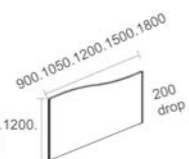
Step 3 –Select privacy screen



Slimline full fabric



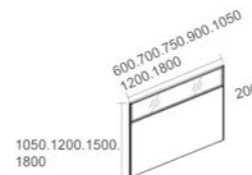
Optional 400mm Airspace gap



Slimline wave top



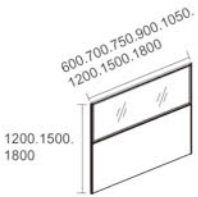
Optional 400mm Airspace gap



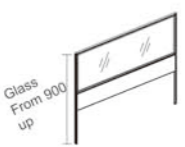
Slimline 200mm glass tile



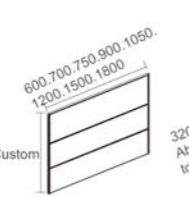
Optional 400mm Airspace gap



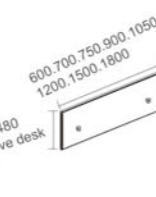
Slimline part glass



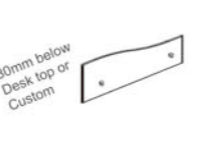
Optional 400mm Airspace gap



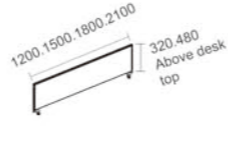
Slimline Tile screen



Slimline Desk mounted

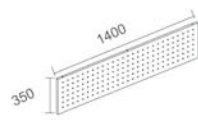


Optional wave top



Double desk screen

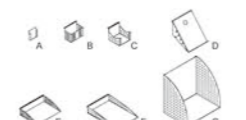
Step 3 –Add accessories



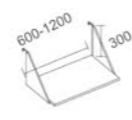
Modesty panel



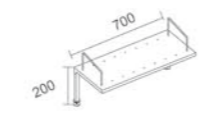
Desk mounted accessory rail



Accessories



Screen hanging shelf




Desk mounted shelf



CPU holder

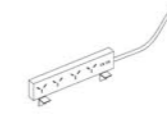
Step 4 –Add power



Cable support tray



Under desk top
4 x GPO + 4 x DATA
(Data housing only)



Above desk top Power rail
4 x GPO + 3 x DATA
(Data housing only)



Desk top inset power box
4 x GPO + 4 x DATA
(Data housing only)

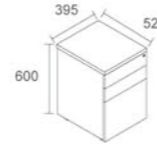


Umbilical cord
Silver, White, Clear

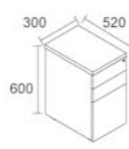


50 x 50 Power pole

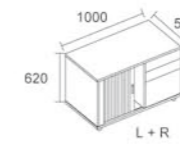
Step 5 –Add storage



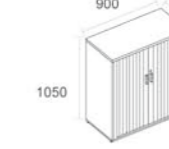
Metal mobile pedestal



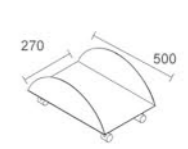
Space saver Metal mobile pedestal



Combination Pedestal
(White melamine only)



Metal tambour door storage unit




Mobile CPU holder



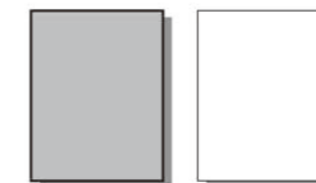
Finishes guide

The Rim Fabrics Evolve range is GECA and EcoSpecifier certified
(Alternative finishes available on request)
Evolve Screen fabric range

Range:



Powder coat finish



Quick ship Silver
White

Worktop finish



Quick ship White
Young Beech
Lemon Tree
Oyster Linea

THE laminex GROUP